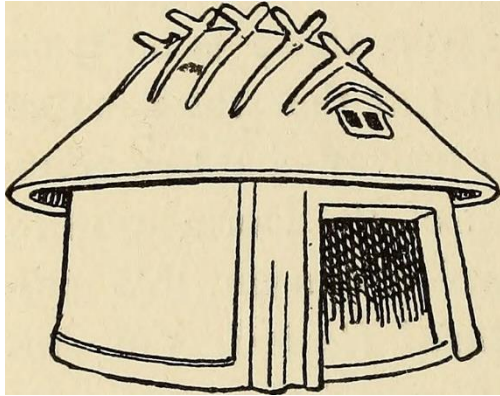


Identifying and talking about different types of houses

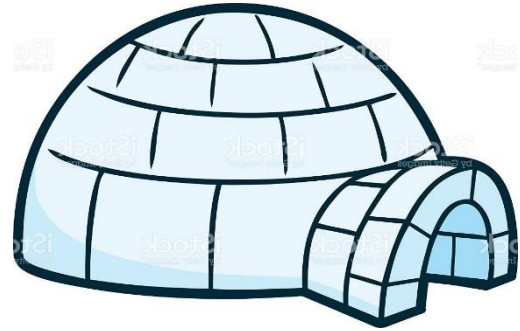
EN5107

First, show pictures of different types of houses (shown below – you may stick them on a chart and display them in the class) and ask students if they have seen them in their neighbourhood. Introduce their names and write them on the board.

Hut house



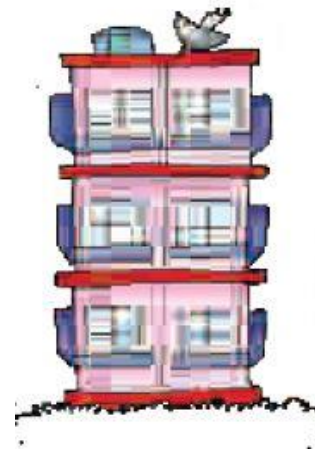
Igloo



Brick house



Apartment



Next, ask students to take chances and come in front of the school and point to the picture that represents the kind of house they live in. Encourage them to talk few lines about it in their mother tongue. Write simple English words from what they talk on the board – like, house, brick house, family, etc., on the board.

Learning Outcomes achieved through this Activity:

Through this activity students:

- improve their listening skills
- develop vocabulary related to houses
- attempt to develop speaking skills by talking about different kinds of houses